

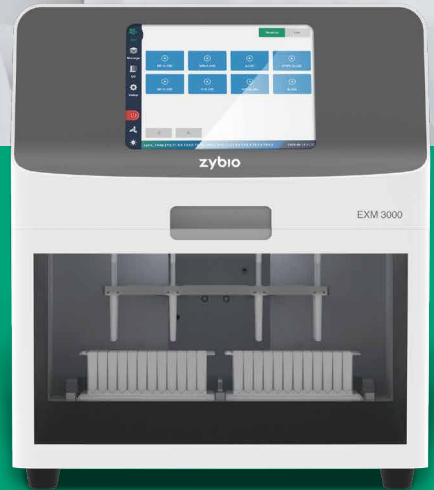



Nucleic Acid Purification System

.....
(EXM3000)



Molecular

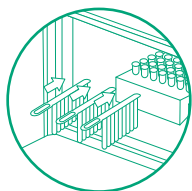


Nucleic Acid Purification System (EXM3000)

Nucleic acid purification system EXM3000 can be widely used in scientific research, clinical diagnosis, disease control and prevention, food safety detection, forensic science and other fields. With the matching reagents kit of Zybio, it can quickly extract nucleic acids in different samples such as whole blood, serum, plasma, throat swabs, secretions, exfoliated cells, urine, sputum, stool and FFPE tissue. The nucleic acid extraction of 32 samples can be completed in 9 minutes, which can significantly shorten the whole PCR detection time.




Features



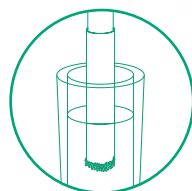
Intelligent and Efficient

- The software reminds whether the magnetic rod' tip is inserted correctly to ensure that the magnetic rod is not contaminated
- Alarm reminder for abnormal failure



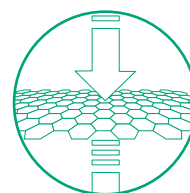
Easy Operation

- 8.4 inch HD touch screen
- Contains 5 sets of preset programs to meet the needs of basic programs
- With prefilled reagent kit to reduce the operation process and time



Excellent Performance

- Magnetic flux is up to 5500 GS, avoid the risk of magnetic bead down
- The extraction program is editable and more 500 programs can be stored

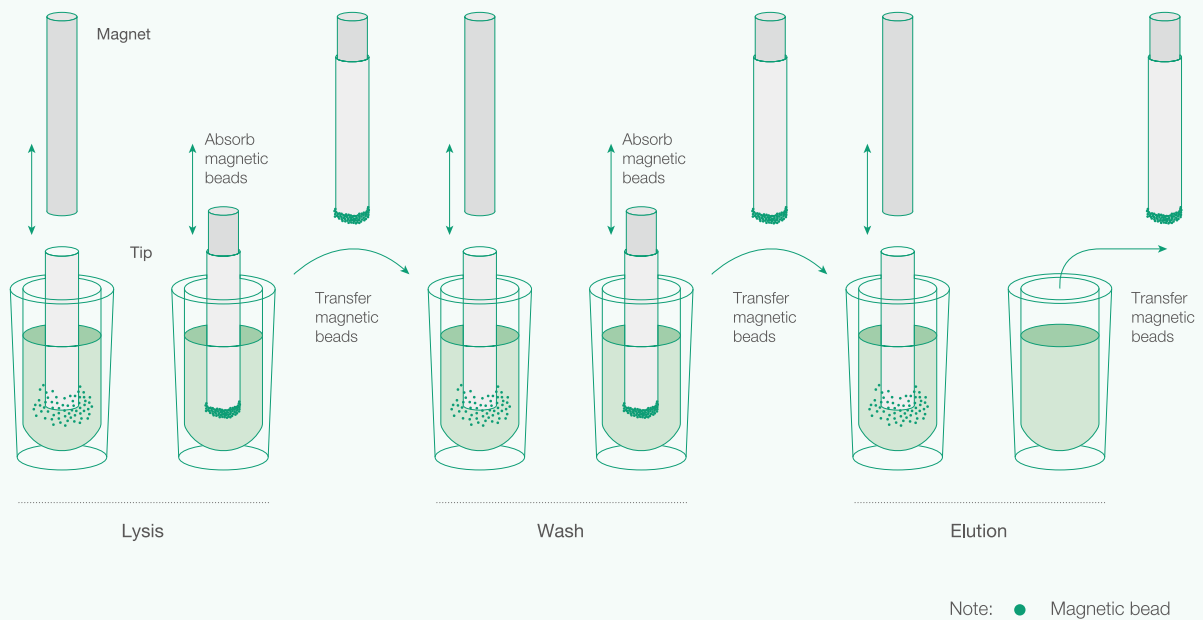


Safety and Reliable

- Equipped with ventilation facilities and negative pressure exhaust function
- Equipped with HEPA filter and filter element to ensure operator safety
- After extraction, automatic UV sterilization reminder

Principle

The purification system uses the magnet on the experiment cabin to move the magnetic beads adsorbed with nucleic acid to different reagent wells, quickly and repeatedly stir the liquid using the magnetic rod's tip to make the magnetic beads and liquid evenly mixed. After lysis, nucleic acid adsorption, magnetic beads transfer, wash and elution, high-purity nucleic acid product are finally obtained. The extracted and purified nucleic acid can be used in the following PCR amplification detection and construction of second generation sequencing library.



Provide complete pre-treatment solution for molecular diagnosis

Name	Model
Nucleic Acid Extraction Kit (MagneticBead Method)	Virus
	Bacteria
	Whole blood
	FFPE
	Stool
	cell-free DNA*

Technical parameters

Working principle	Magnetic bead method
Throughput	1-32
Process volume	30 μ L—1000 μ L
Number of magnetic rod	32
Recovery rate	$\geq 98\%$
Stability	$CV \leq 3\%$
Lysis temperature	RT~105°C
Elution temperature	RT~105°C
Temperature precision	$\pm 1^\circ\text{C}$
Mixing mode	Multi-mode and multi-speed adjustable
Operation interface	8.4 inch touch screen
Program storage capacity	≥ 500
Program management	New, edit, save as, delete; support shortcut program
Connectivity	Standard USB, ethernet
Pollution control	UV light
Exhaust way	By fan
Filtration	HEPA Filter
Data storage	Available, built-in SD card
Max. input power	500VA
Dimensions(L*W*H)	375mm*415mm*440mm
Weight	27kg

Reagent kit	Extracted time	Sample volume	Performance	Sample type	Subsequent use
Virus	9 min	100~200 μ L	Recovery rate $\geq 90\%$	Serum, plasma, urine, tissue fluid, swabs, secretion	qPCR, hybridization, sequencing
Bacteria	12 min	100~200 μ L	Recovery rate $\geq 90\%$	Serum, plasma, urine, tissue fluid, swabs, secretion, cell cultures, sputum, pleural effusion	qPCR, hybridization, sequencing
Whole blood	24 min	100~200 μ L	$A_{260}/A_{280} \geq 1.7$	Whole blood	qPCR, hybridization, sequencing
FFPE	15 min	3~5 sections (4~10 μ m thick)	$A_{260}/A_{280}(1.7-2.1)$	Paraffin section, frozen tissue section, fresh tissue	ARMS-PCR, qPCR, sequencing
Stool	15 min	200 mg	$A_{260}/A_{280}(1.7-2.1)$	Various solid or liquid stool samples	qPCR, hybridization, methylated PCR
Cell-free DNA*	25 min	200-5000 μ L	Recovery rate $\geq 90\%$	Serum, plasma	qPCR, high-throughput sequencing, digital PCR



Zybio Inc.

Address: Floor 1 to Floor 4, Building 30, No.6 of Taikang Road,
Block C of Jianqiao Industrial Park, Dadukou District, Chongqing, China 40082

Tel: +86-23 6865 5509 Fax: +86-23 6869 9779

Email: info@zybio.com Website: www.zybio.com

Molecular